




Your challenges our solutions



L-Tek[®] IoT

FF-LPC546xx



www.mbed.com

ARM[®] Cortex[®]-M4



USB Drag 'n' Drop Programming



Online Compiler



Mbed[™] Enabled



L-Tek FF-LPC546xx is a small, 40-pin development board intended for prototyping general microcontroller applications. It is based on a low-power, peripheral-rich and debug capable NXP LPC54606 microcontroller enhanced with the power-efficient 220 MHz ARM[®] Cortex[®]-M4 core (integrated DAPLink interface).


www.l-tek.si



L-Tek® IoT

FF-LPC546xx

Instruction manual



The L-Tek FF-LPC546xx is a small, 40-pin development board intended for prototyping general microcontroller applications. It is based on a low-power, peripheral-rich and debug capable NXP LPC54606 microcontroller enhanced with the power-efficient 220 MHz ARM® Cortex®-M4 core, with integrated DAPLink interface for a complete debugging experience.

The latest in the series of mbed Microcontrollers, it supports Ethernet, USB, and the flexibility of numerous peripheral interfaces and FLASH memory (external 32-Mbit SPI serial Flash memory onboard).

Conveniently integrated with a DAPLink programming/debug interface and packaged as a small 40-pin 0.1" DIP, this platform can be used to prototype applications using a wide range of IO boards and peripherals supported by mbed in the mbed Component library, such as mbed Application Board.

For more information visit our website: l-tek.si



Features

NXP LPC546xx Microcontroller

- High performance ARM® Cortex™-M4 Core running up to @180 MHz
- 512 kB Flash, 200 kB SRAM, 16 kB EEPROM
- SPI (2)
- UART (2)
- I2C (2)
- PWM (6)
- ADC (6)
- GPIOs
- CAN (1)
- USB (1)

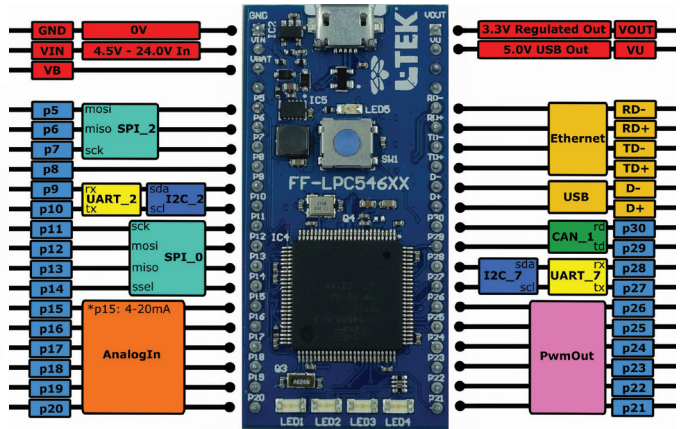
External Peripherals

- LAN8720A Ethernet Transceiver
- AT45DB321E 32-Mbit SPI Serial Flash Memory

Prototyping form-factor

- 40-pin 0.1" pitch DIP package, 54 × 26 mm
- 5 V USB or 4.5-24.0 V supply
- All IO pins are 3.3 V tolerant
- Built-in USB drag 'n' drop FLASH programmer

Pinout diagram



The pinout diagram above shows the commonly used interfaces and their locations. In addition to their stated functions, all GPIO pins can also be used as DigitalIn and DigitalOut interfaces.

Technical details

CPU	Arm Cortex-M4 processor, running at a frequency of up to 180 MHz
On-chip memory	512 kB Flash, 200 kB SRAM, 16 kB EEPROM
Interfaces	SPI (2), UART (2), I2C (2), PWM (6), ADC (6), GPIOs CAN (1), USB (1)

External Peripherals

Ethernet Transceiver	LAN8720A Single-Chip Ethernet Physical Layer Transceiver (PHY)
Serial Flash Memory	AT45DB321E 32-Mbit SPI Serial-interface sequential access Flash memory

Environmental

Operating Temperature	10°C to +60°C
Relative Humidity	20% to 90% noncondensing

Dimensions

FF-LPC546xx	26.5 × 54 mm
-------------	--------------

Warranty

For L-Tek FF-LPC546xx, L-Tek provides one year product warranty.